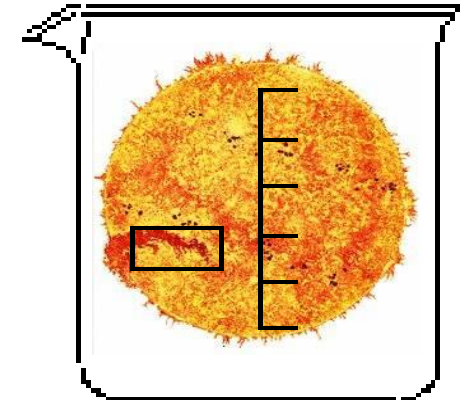
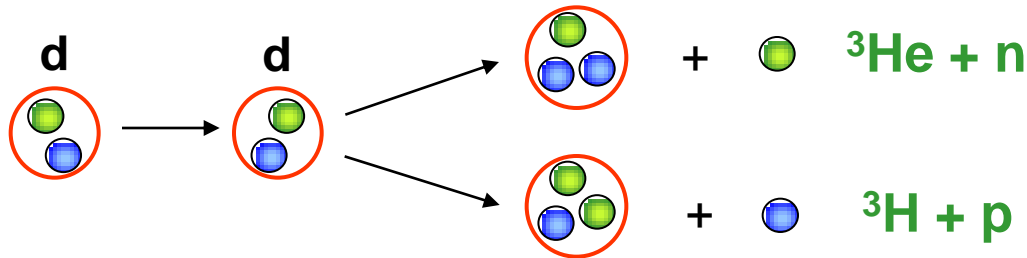
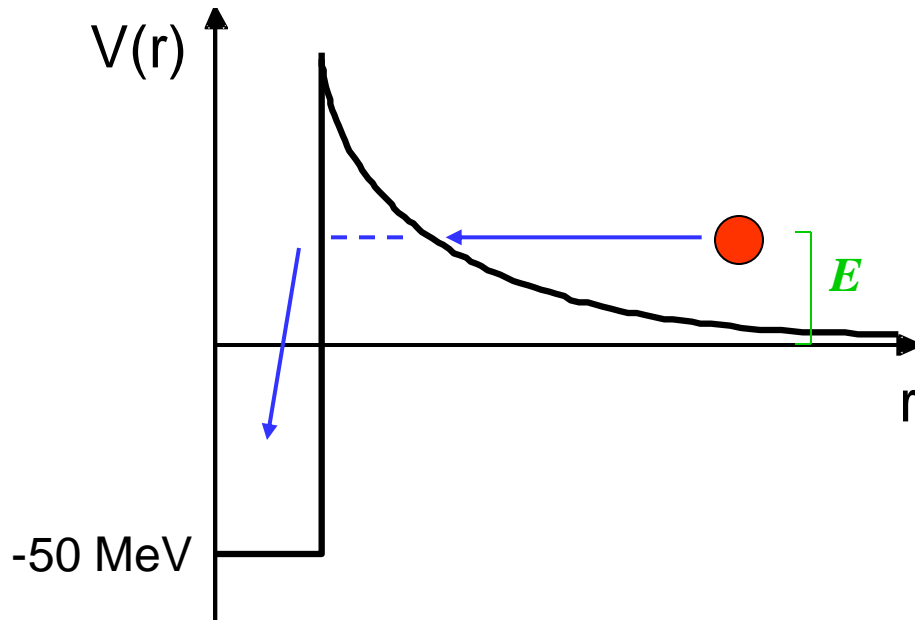


New Evidence of the Cold Nuclear Fusion – Accelerator Experiments at Very Low Energies



Tunnel Effect




$$V(r) = \frac{Z_1 Z_2 e^2}{r}$$

penetration factor
through the Coulomb barrier

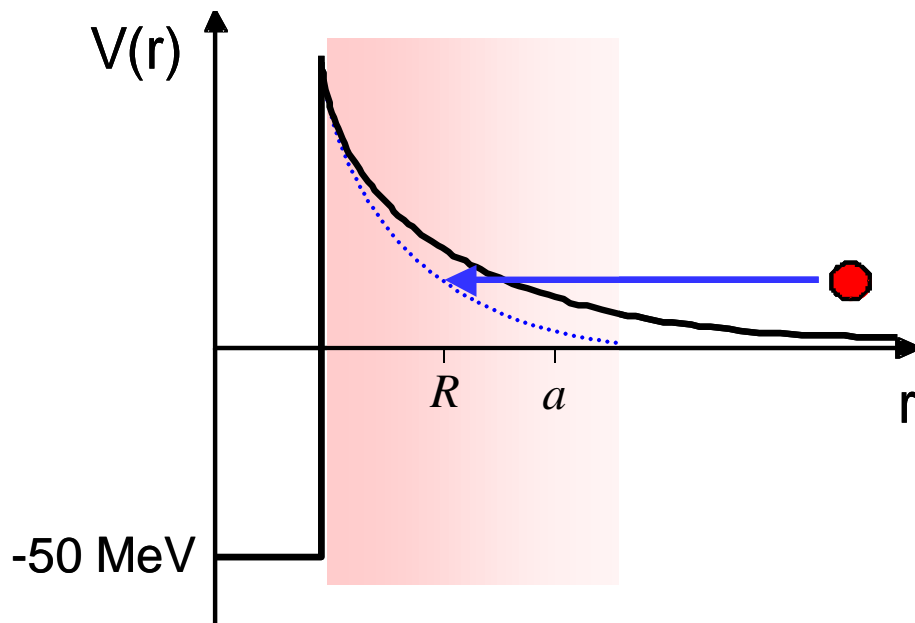
$$P(E) = \sqrt{\frac{E_G}{E}} \exp\left(-\sqrt{\frac{E_G}{E}}\right)$$

... depends on the plasma temperature

$T(\text{Sun}) = 15 \text{ million deg}$



Electron Screening in Nuclear Reactions



$$V(r) = \frac{Z_1 Z_2 e^2}{r} \exp(-r/a)$$

$$\approx \frac{Z_1 Z_2 e^2}{r} - U_e$$

$$U_e = \frac{Z_1 Z_2 e^2}{a}$$

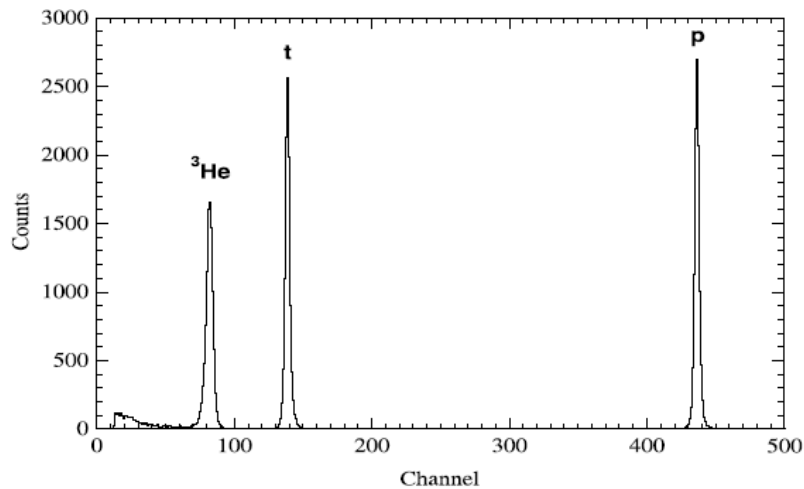
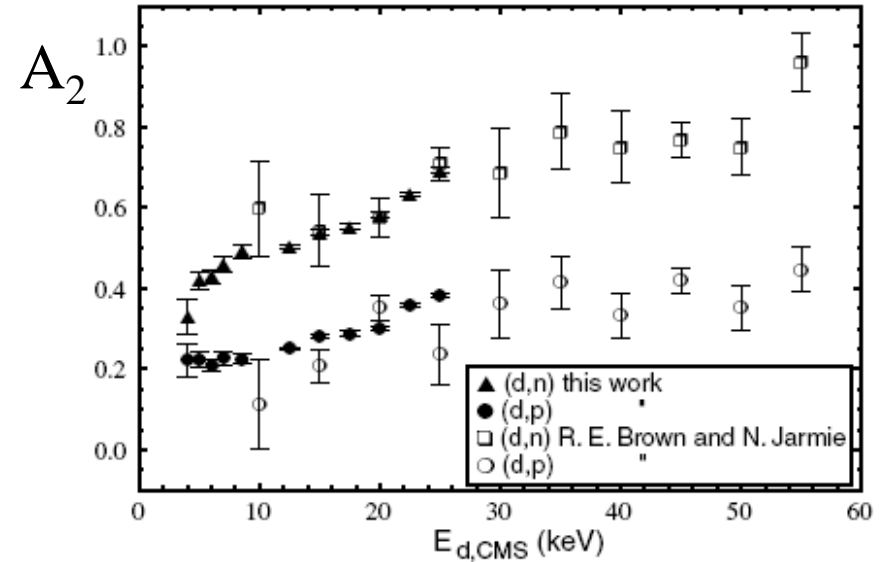
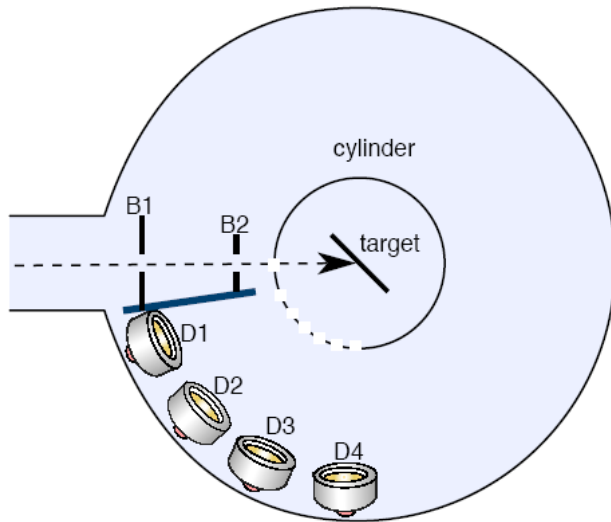
screening energy

$$P(E) = \sqrt{\frac{E_G}{E}} \exp\left(-\sqrt{\frac{E_G}{E}}\right)$$

s-wave penetration factor

$$P(E) \longrightarrow P(E + U_e)$$

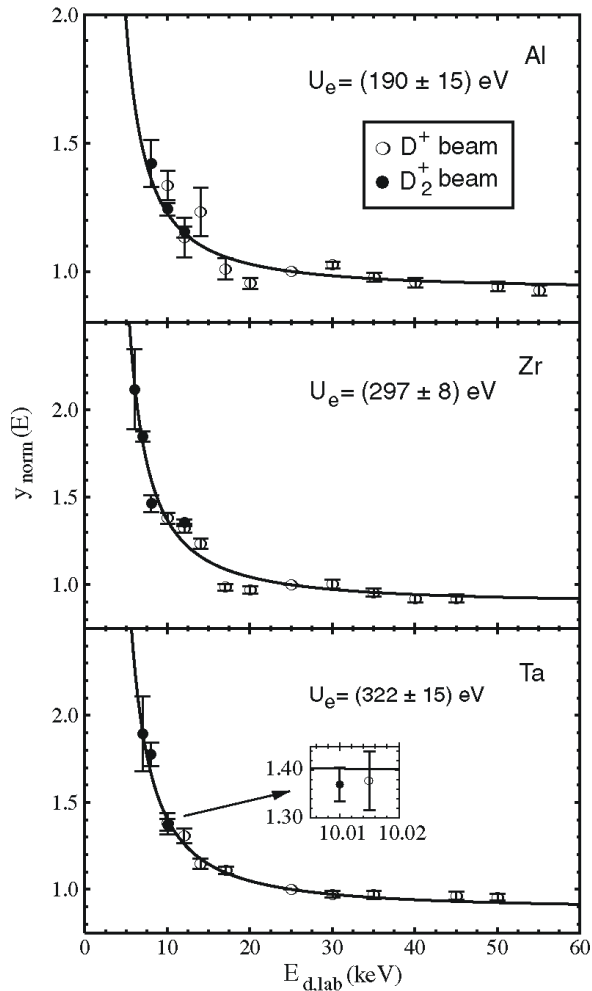
Experimental Results (HV)



angular distribution

$$\frac{d\sigma}{d\Omega} = \sigma_{tot} (1 + A_2 P_2(\cos \varphi))$$

Experimental Results (HV) II



metal target

NIC 1998, p. 152

Europhys. Lett. 54 (2001) 449

Similar results:

J. Kasagi et al., J.Phys.Soc.Jap. 71 (2002) 2281

F. Raiola et al., Eur.Phys.J. A13 (2002) 337

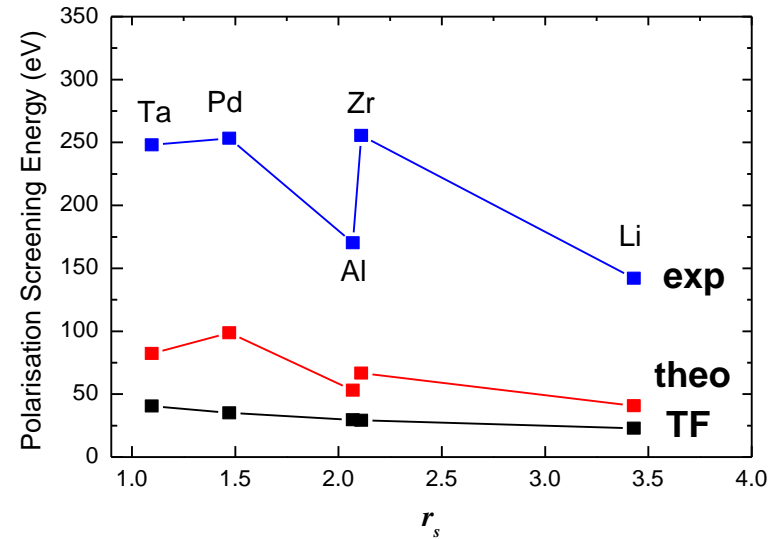
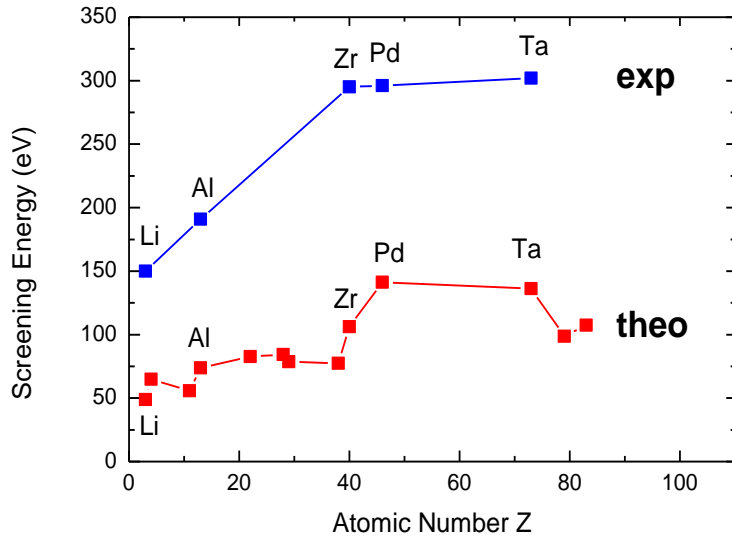
F. Raiola et al., Eur.Phys.J. A19 (2004) 283

gas target

$$U_e = 25 \pm 5 \text{ eV}$$

U.Greife et al., Z.Phys. A351 (1995) 107

Experimental (HV) and Theoretical Results



dielectric function theory:
 free and bound electron polarization
 cohesion screening

electron-gas parameter r_s

$$r_s = \left(\frac{3}{4\pi n} \right)^{1/3} \frac{1}{a_0}$$


UHV Experimental Setup

ECR ion source

I : 10-30 μA

V : 30 kV

ωV : ~ 1 V



analyzing
magnet

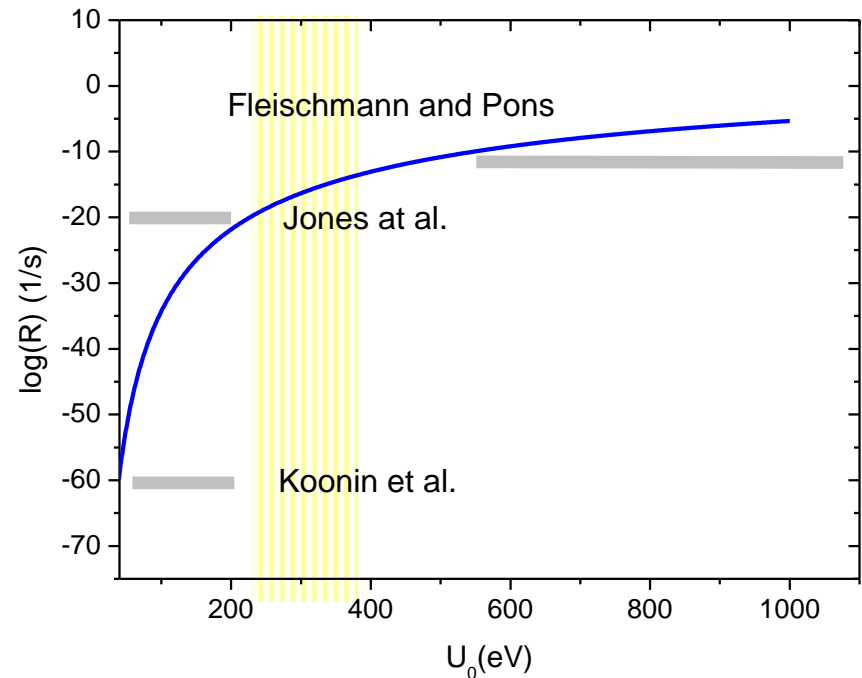
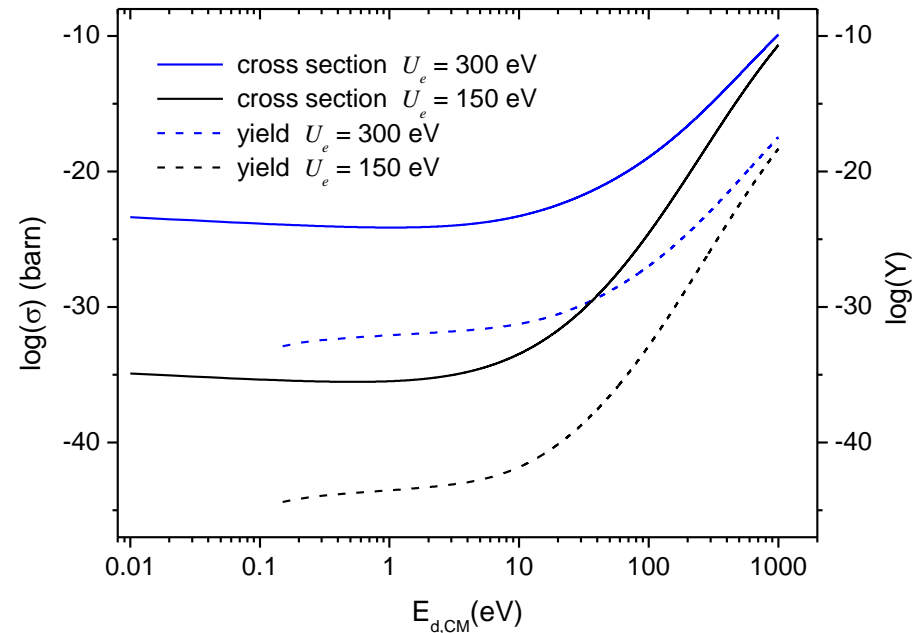
mass
spectrometer

electron detector

target chamber

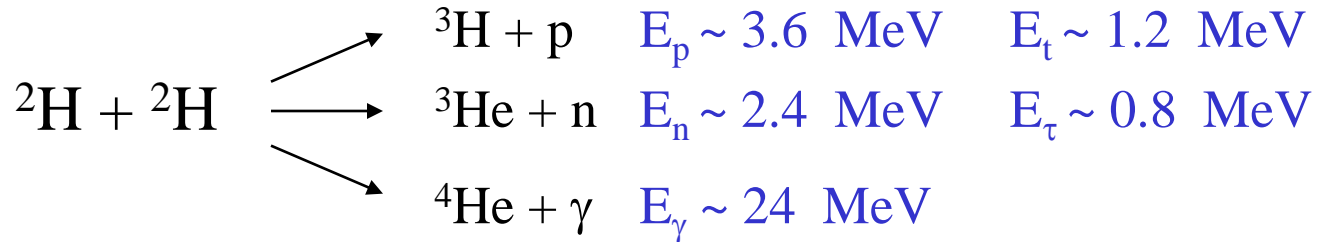
p : $10^{-11} - 10^{-10}$ mbar

Results: Extrapolated Cross Section & Yield (PdD)



$$R_{scr}(E) = N\sigma_{scr}(E)v_{rel} = N\sigma_{scr}(E)\sqrt{\frac{4E}{M}} \cong \frac{2NS_0}{\sqrt{MU_0}} \exp\left(-\sqrt{\frac{E_G}{U_0}}\right)$$

Cold Fusion – Doubts



- tunnel effect

cross section at least by 10^{40} too small

- branching ratios

${}^3\text{He}/{}^3\text{H} \approx 10^5$, ${}^3\text{He}/{}^4\text{He} \approx 10^{-5}$

- the lowest projectile energy (accelerator exp.)

$E_{\text{d}} = 4 \text{ keV}$

Two Processes at Room Temperature

1. Low deuteron loading, off the 0^+ resonance

electron screening locally enhanced by impurities and crystal defects

low level neutron and proton production due to stripping reactions,
bursts, no heat production, weak material dependence

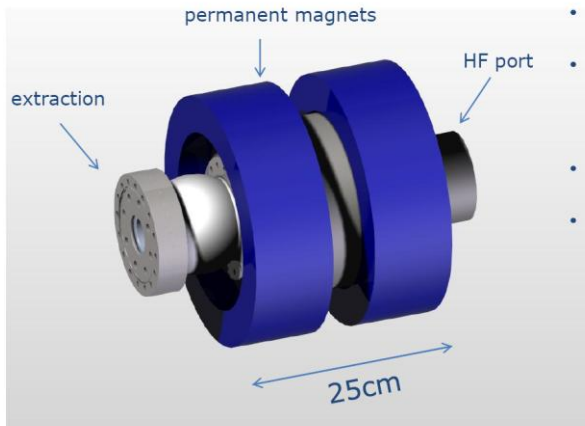
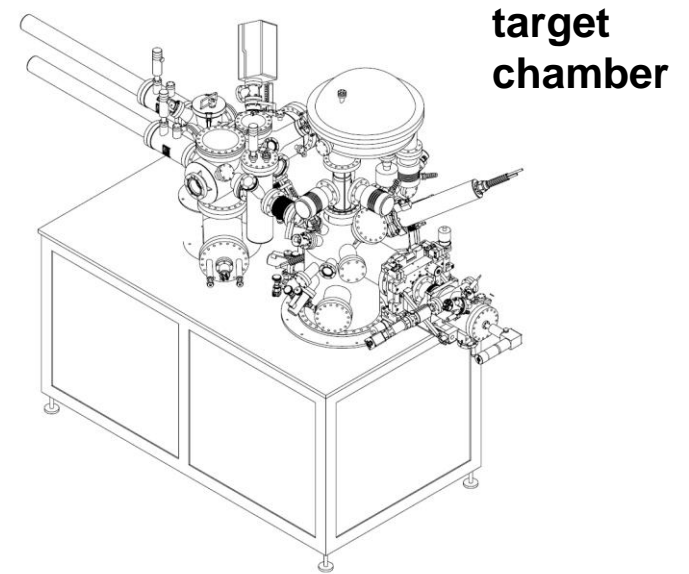
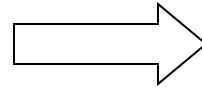
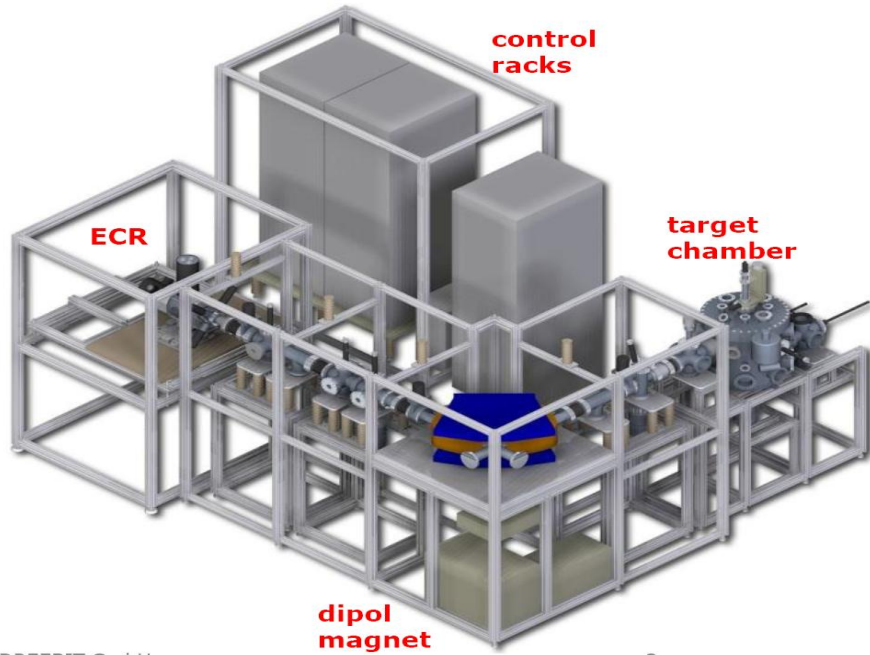
2. High deuteron loading, on the 0^+ resonance

balance between the resonance and electron screening

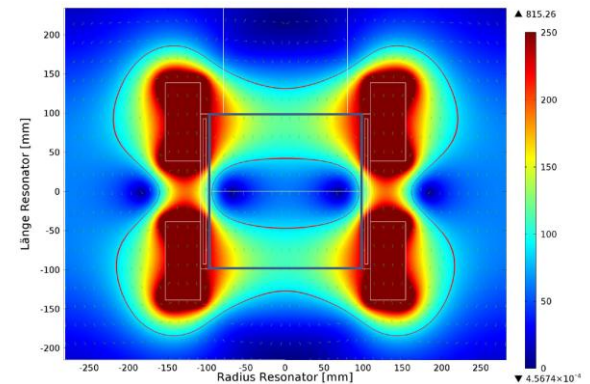
high intensity ^4He and d production, heat production
hot spots, strong material dependence

Laboratory of Nuclear and Medical Physics

accelerator with ultra high vacuum



- 2.45GHz ECR ion source
- designed to provide a beam of lowly charged ions
- beam current: up to mA
- beam energy: up to 30keV per charge state



People

Electron Screening

TU Berlin, IFK Berlin

K. Czerski

A. Huke

P. Heide

D. Weißbach

TRIUMF, Vancouver

G. Ruprecht

L. Martin

U Szczecin

K. Czerski

N. Targosz

A. Kilic

M. Kaczmarek

HU Berlin

H. Winter

D. Blauth